







Metal Form Group

Your total metal forming solution.



Herrblitz

Pneumatic Feeders



www.metalform.com.au

email – info@metalform.com.au

phone – 61 3 9763 8000

fax – 61 3 97632335

Type	Strip Width max. mm	Stroke max mm	Strip Thickness max. mm	Series
A 50	50	50	1.90	NORMAL
A 100	50	100	1.80	
A 150	50	150	1.50	
A 200	50	200	1.30	
A 250	50	250	1.10	
B 50	75	50	1.80	
B 100	75	100	1.70	
B 150	75	150	1.60	
B 200	75	200	1.20	
B 250	75	250	1.10	
C 50	100	50	1.70	
C 100	100	100	1.50	
C 150	100	150	1.40	
C 200	100	200	1.30	
C 250	100	250	1.20	
BX 50	75	50	2.20	MIDDLE
BX 100	75	100	2.00	
BX 150	75	150	1.80	
BX 200	75	200	1.60	
BX 250	75	250	1.50	
CX 50	100	50	2.00	
CX 100	100	100	1.80	
CX 150	100	150	1.70	
CX 200	100	200	1.60	
CX 250	100	250	1.50	
DX 50	150	50	1.60	
DX 100	150	100	1.40	
DX 150	150	150	1.20	
DX 200	150	200	1.00	
DX 250	150	250	1.00	
SX 50	205	50	1.50	MIDDLE 2 PULLING CYLINDERS
SX 100	205	100	1.30	
SX 150	205	150	1.10	
SX 200	205	200	1.00	
SX 250	205	250	1.00	
ZX 50	305	50	1.10	
ZX 100	305	100	0.90	
ZX 150	305	150	0.70	
ZX 200	305	200	0.50	
ZX 250	305	250	0.50	
P1	155	100	3.8	HEAVY-DUTY
P2	155	200	3.5	
P3	155	300	3.0	
S1	205	100	3.0	
S2	205	200	3.0	
S3	205	300	3.0	
Z1	305	100	3.0	
Z2	305	200	3.0	
Z3	305	300	2.5	
V1	460	100	3	HEAVY-DUTY 2 PULLING CYLINDERS
V2	460	200	2.5	
V3	460	300	2	
V4	460	400	1.8	
K1	610	100	2.50	
K2	610	200	2.0	
K3	610	400	1.8	
K4	610	400	1.5	
TZ1	305	100	4.5	MAXI
TZ2	305	200	4.0	
TZ3	305	300	3.5	
TK1	610	100	3.0	
TK2	610	200	2.5	
TK3	610	300	2.0	

- The Herrblitz feeders are at your disposal in **80 standard models** and with the possibility to further increase the range. In fact, thanks to its modular construction system, a wide range of different versions can be obtained with a few basic elements.
- The normal and the middle series of feeders are particularly suitable for feeding of small strips. The main characteristic is their installation directly onto the die. The vertical movement of the top die actuates the feeder. Hence their simplicity; it needs just two mounting screws and a compressed-air line.
- The feeders of the SX-ZX series are very well suited for the feeding of wide thin strips. Both the SX-ZX and V-K series use the power of two traction cylinders, with max. feeding parallelism at high speed.
- The heavy and maxi series contains and develops, within a very compact structure, very high power. The maxi series is characterized by 3 pulling cylinders.

The main constructional and characteristics of Herrblitz feeders are:

- Quality of materials employed.**
All items which are subject to reversal shock or sliding motion are hardened or hard-chrome plated. In order to avoid any problems arising from humidity existing in the compressed air, valves and pistons have been produced in stainless steel of high mechanical resistance. The cylinder liners are in hardened bronze.
- Pitch-Accuracy.**
Very strong front and rear shock-absorbers guarantee a high pitch-accuracy. On the most powerful feeder, which have 3 rear and 2 front shock-absorbers, it is possible to adjust the absorption coefficient of the shock-absorbers.
- High Thickness Sliding Plates.**
It is possible to realise special guides on the sliding plates for the feeding of special profiles. On request, hardened plates or plates in plastic material for feeding of very delicate strips or magnetic strips can be supplied.
- Hind-Roller at Strip Entry.**
It is also possible to install a hind-roller to guide the strip at its entry and to reduce eventual friction.
- Sliding Guides.**
Strong sliding guides, hardened and ground, are in use on our feeders. The feed-pitch adjustment is very easy. It is enough to shift the rear stop block into the different grooves on the guides.

A wide range of accessories is available:

- **Remote control** by solenoid-valve (instead of the standard mechanical valve).
- **Spring Clamp** for piloting the strips when centering pilots are used.
- **Protection cover** for accident-prevention.
- **Support Frame** with system for connecting it to the press
- **Roller Conveyor** at stripe entry
- **Multistroke Counter** for the repetition of feed strokes
- **Filter and lubricator** for compressed air.

It is also possible to install:

- **Guiding device for very thin and delicate strips.**
It allows to push-feed strips of thickness 0.05 mm, and the use of the whole feeder width.
- **Non-Motorized Straightening Device with 6 rollers.**
This straightening solution, Herrblitz patent, guaranteed very good results both for strips and wires with maximum simplicity of use.
- **Pneumatic cutting machines for strips and wires** (feeder-incorporated). It is possible to feed and cut strips and wires in a large variety of materials (plastic, steel, paper). Control and speed adjustment through an electronic device. A simple connection to electricity and compressed air is necessary.
- **Special clamps** with profiles for feeding of special material configurations or of circular selections.