



■ RFS-105NS



■ 送距微調整裝置 (特別附件)
FINE ADJUSTMENT FOR FEEDING
(OPTION)



■ RFS-1310NS

Features:

- 1.High productivity
 - *Fast feed speed
 - *Multistage in each stroke
- 2.High speed (SPM 600)
- 3.Universal
 - *Easily adjustable for different thickness and width
- 4.Practical and economical with simple mechanism
- 5.Easy maintance with less trouble

Feed Accuracy

Depends on feed length of stock and stroke of press, the general accuracy is within $\pm 0.05\text{mm}$. And can be better up to $\pm 0.01\text{mm}$ by pilot pin with automatic stop system

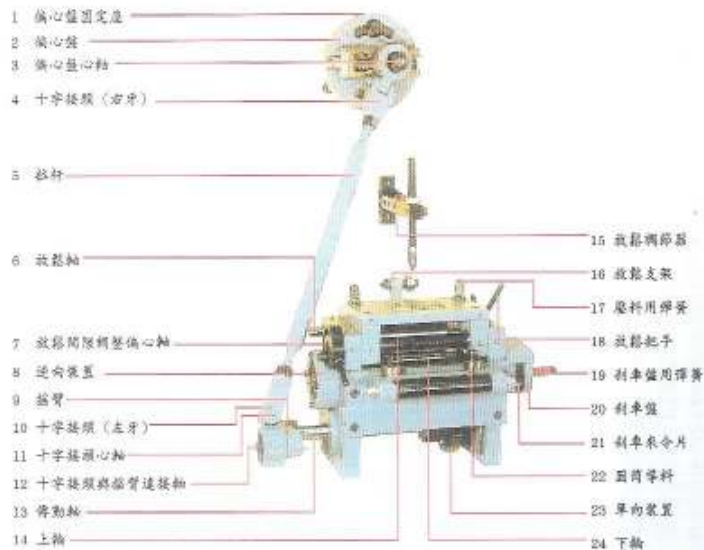
Type:

- *Single Type: for cutting stock at certain length or coiling back the finished products.
- *Double Type: for there is any stuff left after stamping, and for short or thin stock.

Mechanism Features:

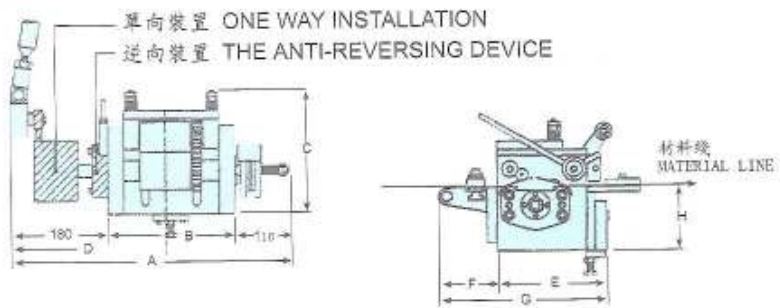
- 1.One way clutch
 - *Made of tungsten carbide steel on the contacting surface to keep rigidity,precision and durability.
 - *The gear is hardened to HRC 60° and ground to the best transmission accuracy.
- 2.Roller
 - *High feed accuracy at exact positioning with hollow roller of less weight, and lower inertia.
 - *Hard chrome plated heat treated to HRC60° and ground for the best rigidity and durability.
- 3.Disk Brake
 - *Apply the best brake lining to have accuracy, durability, and rigidity.
- 4.The Anti-reversing Device
 - (1) The structure is same as the one way clutch. It can precisely control the lower roller which will not reverse even for long time used as it is high in stability and precision.
 - (2) The brakes will not out of control by the splashed waste oil when it is punching such cause the lower roller to reverse, and transfer distance unprecise.
 - (3) It will not cause high heat.
 - (4) Superhard alloy and rolling post have been used.They are not easy to wear out.
 - (5) The acting form of the rolling posts is by circular movement, not like the four guided posts in straight line moving, so it will not stuck.
 - (6) As less friction it will acurred, so the torsion it need will correspondingly reduced. And the transfer structure will not easy wear out.
 - (7) Speed can be reached to 30M/min if the Anti-reversing device is fitted.In general it is 20M/min.
Efficiency has been increased about 50%.
 - (8) Its special structure has been increased its using life.

Note: Each type,in general the standard equipment is one way clutch fitted if Anti-reversing device has been provided.
Then the general one way clutch is used for auxiliary function.That is to say the double braking system.

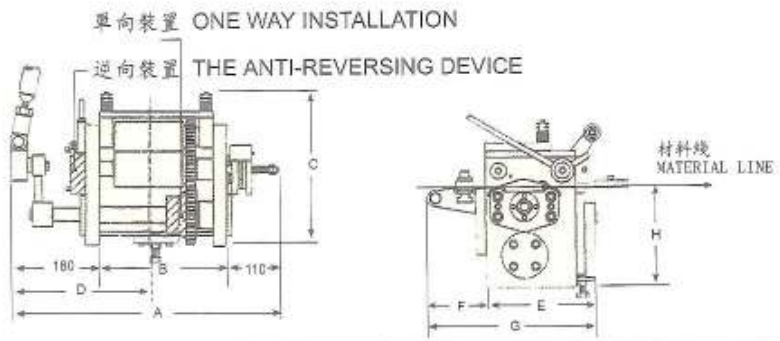


Dimensions

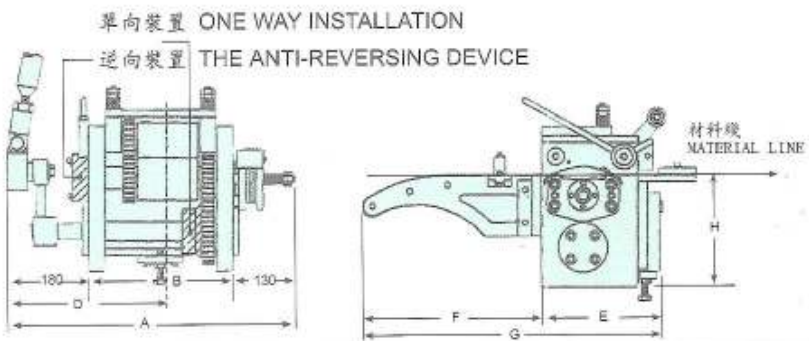
RFS-105NS
 }
 RFS-605NS



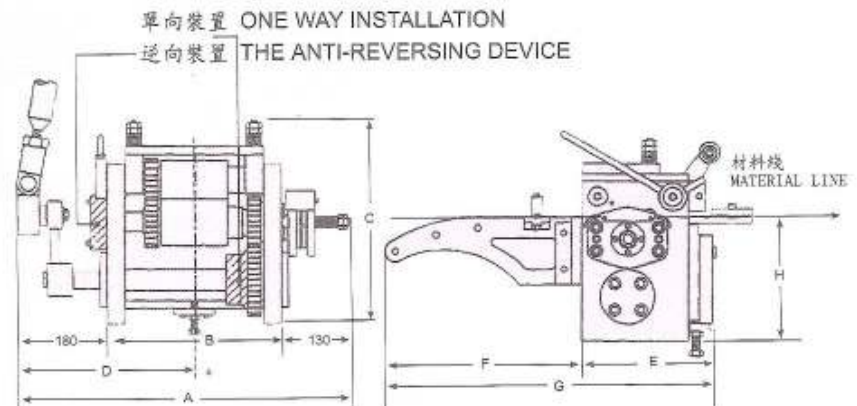
RFS-138NS
 }
 RFS-188NS



RFS-1310NS
 }
 RFS-7010NS
 }
 RFS-1315NS
 }
 RFS-7015NS
 }
 RFS-1320NS
 }
 RFS-7020NS



RFS-2030NS
 }
 RFS-7030NS



型式 Model	滚輪寬度	送料長度	材料厚度	材料綫高度	冲床噸數	外型尺寸							整疊重量	
	Roll Width	Feed Length	Material Thickness	Material line height	Capacity of press	DIMENSIONS							Weight	
	mm	mm	mm	mm	\$	A	B	C	D	E	F	G	H	kg
RFS-105NS	100	50	0-1.6	55-100	5-20	537	247	250	292	200	95	295	120	64
RFS-205NS	200	50	0-1.6	55-100	20	637	347	270	342	220	125	345	120	87
RFS-305NS	300	50	0-1.6	55-100	40	737	447	270	392	220	125	345	120	103
RFS-405NS	400	50	0-1.6	55-100	60	837	547	270	442	220	125	345	120	121
RFS-505NS	500	50	0-1.6	55-100	80	937	647	270	492	220	125	345	120	141
RFS-605NS	600	50	0-1.6	55-100	110	1037	747	270	542	220	125	345	120	161
RFS-705NS	700	50	0-1.6	55-100	110	1137	847	270	592	220	125	345	120	181
RFS-805NS	800	50	0-1.6	55-100	110	1237	947	270	642	220	125	345	120	201
RFS-138NS	130	80	0-1.6	60-120	10-60	535	275	310	276	200	95	295	185	76
RFS-188NS	180	80	0-1.6	60-120	20-60	605	345	310	311	200	380	325	185	84
RFS-1310NS	130	100	0-3.5	70-140	40-60	618	308	410	349	272	380	632	241	142
RFS-2010NS	200	100	0-3.5	70-140	40-80	688	378	410	384	272	380	632	241	155
RFS-3010NS	300	100	0-3.5	70-140	60-160	788	478	410	434	272	380	632	241	182
RFS-4010NS	400	100	0-3.5	70-140	80-260	888	578	410	484	272	380	632	241	200
RFS-5010NS	500	100	0-3.5	70-140	110-260	988	678	410	534	272	380	632	241	220
RFS-6010NS	600	100	0-3.5	70-140	160-260	1088	778	410	584	272	380	632	241	240
RFS-7010NS	700	100	0-3.5	70-140	160-260	1188	878	410	634	272	380	632	241	260
RFS-1315NS	130	150	0-3.5	70-140	40-60	618	308	410	349	272	380	632	241	143
RFS-2015NS	200	150	0-3.5	70-140	40-80	688	378	410	384	272	380	632	241	156
RFS-3015NS	300	150	0-3.5	70-140	60-160	788	478	410	434	272	380	632	241	181
RFS-4015NS	400	150	0-3.5	70-140	80-260	888	578	410	484	272	380	632	241	201
RFS-5015NS	500	150	0-3.5	70-140	110-260	988	678	410	534	272	380	632	241	221
RFS-6015NS	600	150	0-3.5	70-140	160-260	1088	778	410	584	272	380	632	241	241
RFS-7015NS	700	150	0-3.5	70-140	160-260	1188	878	410	634	272	380	632	241	261
RFS-1320NS	130	200	0-3.5	70-140	40-60	618	308	430	349	272	380	632	256	146
RFS-2020NS	200	200	0-3.5	70-140	40-80	688	378	430	384	272	380	632	256	159
RFS-3020NS	300	200	0-3.5	70-140	60-160	788	478	430	434	272	380	632	256	184
RFS-4020NS	400	200	0-3.5	70-140	80-260	888	578	430	484	272	380	632	256	204
RFS-5020NS	500	200	0-3.5	70-140	110-260	988	678	430	534	272	380	632	256	224
RFS-6020NS	600	200	0-3.5	70-140	160-260	1088	778	430	584	272	380	632	256	244
RFS-7020NS	700	200	0-3.5	70-140	160-260	1188	878	430	634	272	380	632	256	264
RFS-2030NS	200	300	0-3.5	100-190	60-160	720	410	480	485	317	380	677	298	223
RFS-3030NS	300	300	0-3.5	100-190	80-200	820	510	480	535	317	380	677	298	251
RFS-4030NS	400	300	0-3.5	100-190	80-200	920	610	480	585	317	380	677	298	279
RFS-5030NS	500	300	0-3.5	100-190	110-260	1020	710	480	635	317	380	677	298	307
RFS-6030NS	600	300	0-3.5	100-190	110-260	1120	810	480	685	317	380	677	298	335
RFS-7030NS	700	300	0-3.5	100-190	110-260	1220	910	480	735	317	380	677	298	363