


herrblitz®

LINEAR PARTS CONVEYOR

POWERSPEED

For continuous heavy duty

Patented
No. DPBA 9014200.4


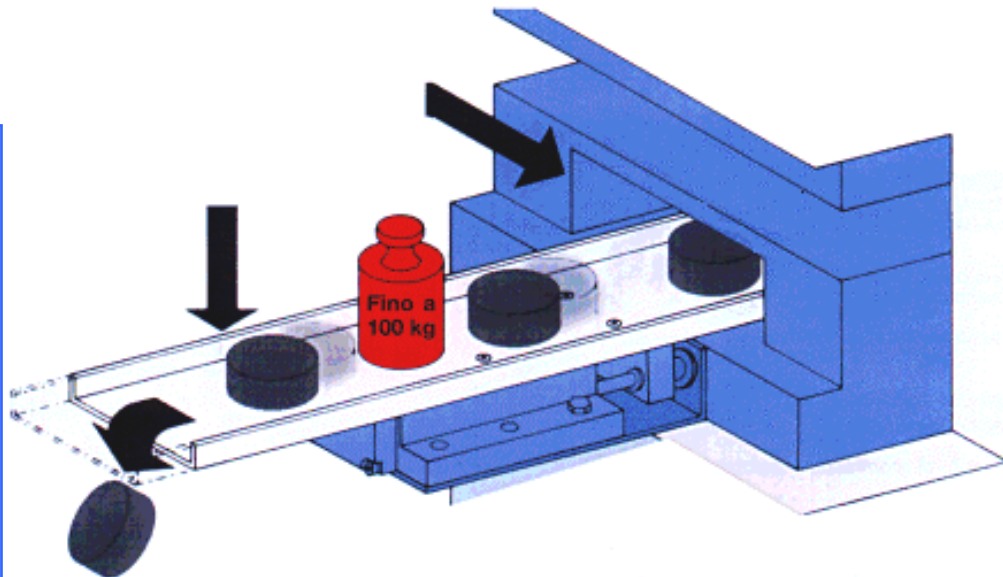


POWERSPEED


IS AVAILABLE IN MANY DIFFERENT TYPES
ACCORDING TO YOUR REQUIREMENTS

Type	Art. No.	Max. loading Kg.	Ideal for permanent loading Kg.	Recommended parts' weight Kg.	Dimensions (l x w x h) mm	Channel weight max. Kg.	Ex. of max. area with aluminium (thickness 3 mm) channel mm
Quicky 26	1026	15	10	1-500	190x125x40	6	1500x500
Quicky 28	1028	15	10	1-500	184x125x41	6	1500x500
Quicky 55	1055	35	20	1-1250	195x160x62	16	2000x1000
Powerspeed 20	1020	6	3	0,5-150	192x74x32,5	5	1500x400
Powerspeed 30	1030	30	15	0,5-800	209,5x125,43	16	2000x1000
Powerspeed 40	1040	40	30	1-1500	265,5x160x61,5	20	2500x1000
Powerspeed 60	1065	60	45	1-3000	312,5x160x61,5	25	3000x1000
Powerspeed 100	1100	100	80	1-8000	324x260x75	55	4000x1500

Transport upward of 5 mm shaft height.
For all normal trays up to 4000 mm. long and up to 1500 mm. wide.




Removing



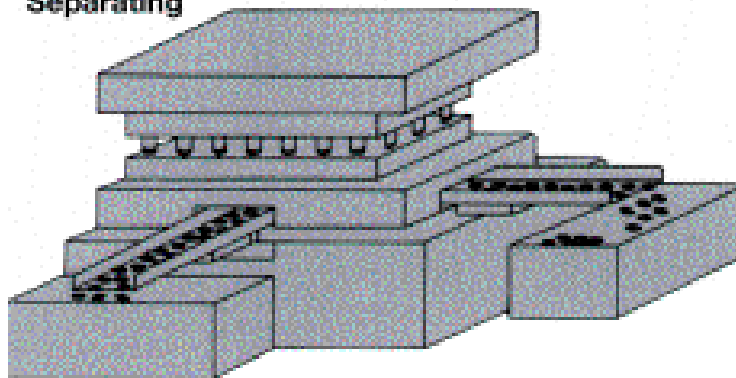

Feeding



Sorting



Separating



Put it to the test!

Replace your old conveyor belt and see what POWERSPEED can offer you!

Technical features

Type	Art. No.	Connection size	Recommended admissible width of the maintenance unit	Diameter supply line mm	Operating pressure bar	Approx. air consumption l/min	Weight Kg.
Quicky 26	1026	G 3/8"	G 1/4"	8	4-6	1,9	2,1
Quicky 28	1028	G 3/8"	G 1/4"	8	4-6	1,9	2,1
Quicky 55	1055	G 3/8"	G 1/4"	8	4-5	3,0	5,1
Powerspeed 20	1020	G 3/8"	G 1/4"	6	5-6	0,5	1,0
Powerspeed 30	1030	G 3/8"	G 1/4"	8	4-5	1,1	2,0
Powerspeed 40	1040	G 3/8"	G 1/4"	10	4-5	2,2	5,2
Powerspeed 60	1065	G 3/8"	G 3/8"	12	4-5	6,5	6,0
Powerspeed 100	1100	G 3/8"	G 3/8"	12	4-5	9,3	10,8